

2020 LAEDC
ECONOMIC FORECAST



Collectively advancing opportunity and prosperity for all L.A. County residents.

Economic Research | Business Assistance | Industry Cluster Development
Workforce Development | International Trade | Foreign Investment Attraction

LAEDC.ORG

Bill Allen

CEO, LAEDC

Event Sponsors





Collectively advancing opportunity and prosperity for all L.A. County residents.

Economic Research | Business Assistance | Industry Cluster Development
Workforce Development | International Trade | Foreign Investment Attraction

LAEDC.ORG

Top Ranked Metro

For Commercial Real Estate Investment Attractiveness (2016-2019)

AMERICAS
INVESTOR INTENTIONS SURVEY 2019

Top-ranked metros for
investment
Which city in the Americas do
you believe is the most attractive
for property investment?

METRO	2019 RANK
Los Angeles/Southern California	1
Dallas/Ft. Worth	2
Washington, D.C.	3
San Francisco/Northern California	4†
Seattle	4†

Source: CBRE Research, Americas Investor Intentions Survey, 2018 and 2019.

CBRE

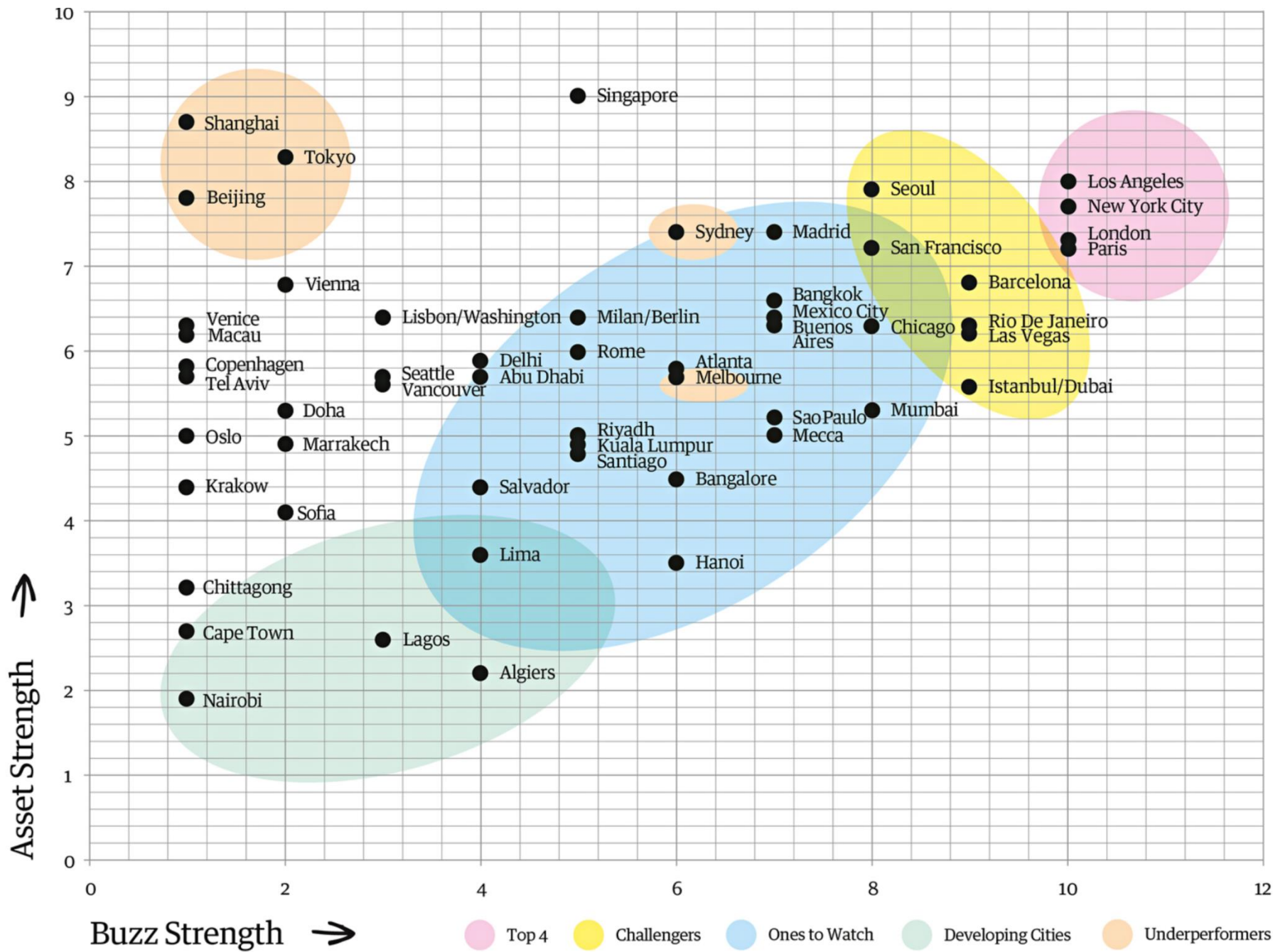
Why is L.A. Such a Hot Market

- Brand
- Size
- Talent
- Industry Diversity
 - Infrastructure
 - Innovation
- Global Connections

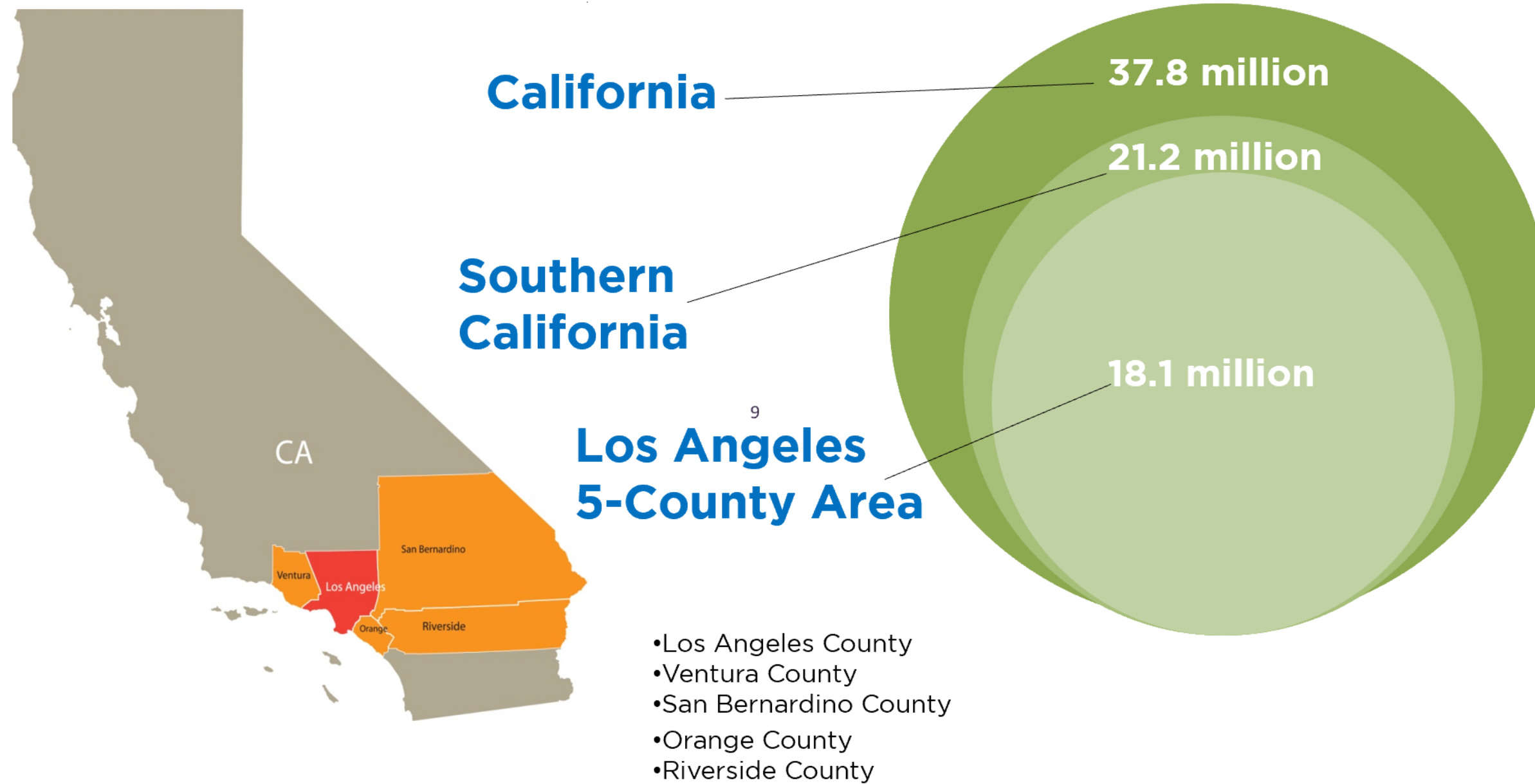


Brand Value

L.A. Among World's Most Powerful City Brands



Size of Population



Source: California Department of Finance, Demographic Research Unit, Photo: Select Leaders

Size of Economy

California | 5th Largest Economy

\$ 3.0 Trillion GDP

SoCal (Inc SD) | 8th Largest Economy

\$ 2.0 Trillion GDP

L.A. 5-County Area | 10th Largest Economy

\$ 1.76 Trillion GDP

L.A. MSA | 17th Largest Economy

\$ 1.05 Trillion GDP

L.A. County | 18th Largest Economy

\$ 861 Billion GDP

Talent Pool | Educational Institutions

Bachelor's Degrees

- 1.4 Million

Graduate or Professional Degrees

- 740,000

World-Class Research Universities




110 + Other Colleges & Universities

Industry Diversity

Leading Legacy Clusters

- Entertainment
 - Aerospace
 - Healthcare
- Transportation



Emerging Disruptive Clusters

- Digital Media / eSports
- Space Commercialization
- Bioscience
- Advanced Transportation

Public Infrastructure Investment

- **Metro (Measure R +M) Transportation**

\$120 Billion 

- **Metrolink Regional Transportation**

\$10 Billion 

- **LAX Modernization and Ground Access**

\$14 Billion 

Los Angeles Innovation Ecosystem

UNIVERSITIES

Cal Tech, UCLA
USC

113

START-UPS

SpaceX, Snap, Beyond Meat,
Ring, Dollar Shave Club

1,000+

INCUBATORS

Idealab, LACI
Science

45

ACCELERATORS

Mucker Lab, Starburst
Aerospace Techstars, Amplify
Launchpad LA

33

CO-WORKING SPACES

WeWork, Spaces, Cross
Campus
Neue House, Maker City LA

70+

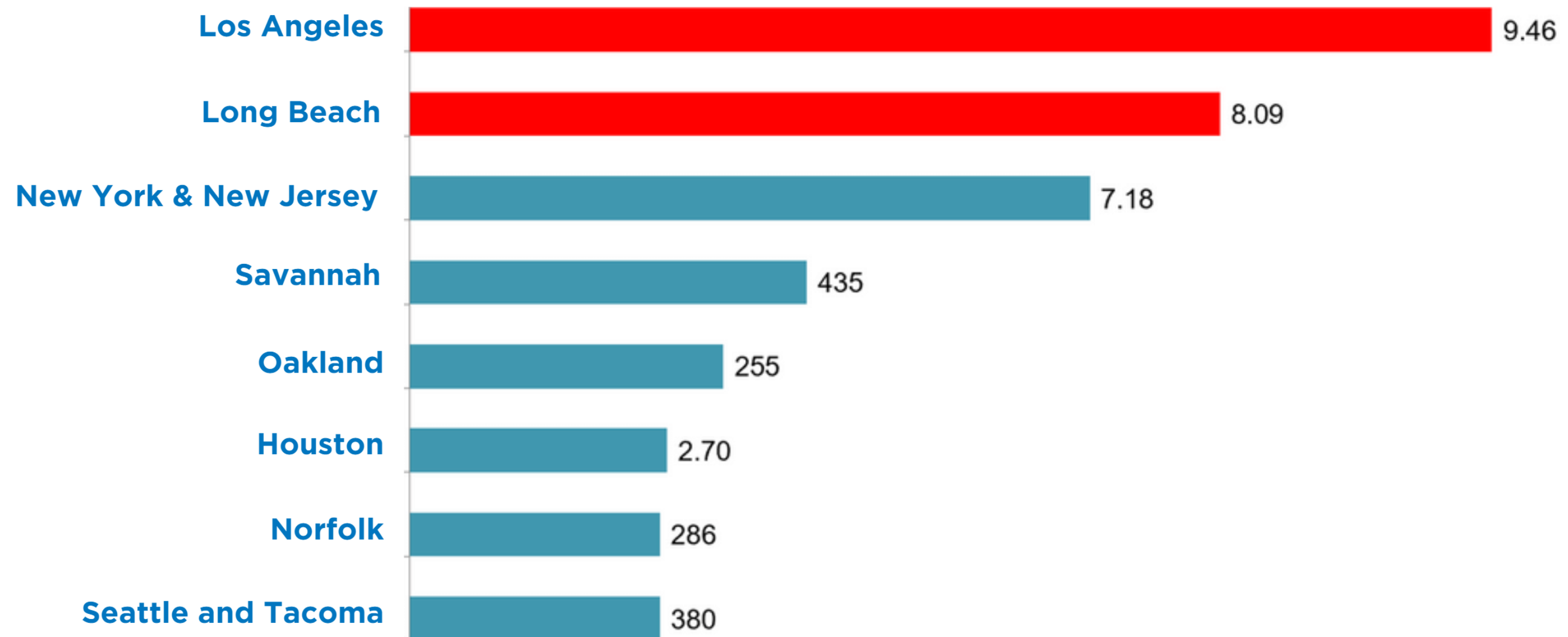
VC FIRMS

Upfront Ventures, Greycroft
Anthem, Pritzker Group,
Crosscut

200+

Top Container Ports in The U.S. (2018)

Number of TEUs in Millions



Source: Intermodal Association of Port Authorities/ Individual Port Websites

Los Angeles International Airport

No. 1 Origin and Destination Airport in the World

2019 Million Passengers

88.1

of Cities Reached Directly

188

Yearly International Flights

131,493

CARGO AIRPORT

Tons of Cargo Per Year

2.3 M

Value of Cargo Per Year

\$100 B



JOB GENERATOR

Jobs in Southern California

620,000 +

Labor Income

\$37 B +

Economic Output





\$126 B +

Why is L.A. Such a Hot Market

- Brand
- Size
- Talent
- Industry Diversity
 - Infrastructure
 - Innovation
- Global Connections



What Can Cool Us Off

- Trade Wars and Coronavirus 
- Poverty & Income Disparities 
- Transitioning Economy / Labor Dislocation 

- Housing Affordability & Homelessness 